

```
for(i=0;i<a.length&&(x=a[i])&&x.oSrc;i++) x.oSrc=...  
d.MM_p=new Array();  
for(i=0;i<a.length;i++) d.MM_p[i]=new Image; d.MM_p[i].src=a[i].oSrc;  
if(p-n.indexOf("?")>0&&parent.frames.length>0) parent.frames[0].document=n.substring(0,p);  
for(i=0;i<d.forms.length;i++) x=d.forms[i];  
for(i=0;i<d.layers.length;i++) x=MM_findObj(n,d.layers[i].document);  
return x.d.getElementById(n); return x;}  
return x.d.getElementById(n); return x;}
```



# QUANTYX

Risk Management & Valuation  
for Alternative Investments



**Founded in 2009**

**Owned by risk management professionals**

**Focusing on Alternative Investments**

**Europe is our reference market**

**Both GPs and LPs served**

# FACTS AND FIGURES



Market Leader in  
AIFs Risk  
Management

**100+**  
European Clients

**1000+**  
Alternative  
Investment Funds

**14 years**  
Risk Management &  
Asset Valuation  
experience

**100%**  
Client retention and  
satisfaction

**80+**  
Full time employees

An AIFMD  
compliant service

A service monitored  
by regulatory entities

Independent and  
employee owned

# OUR CLIENTS



Morgan Stanley

PM & PARTNERS  
PRIVATE EQUITY

BLUEGEM  
CAPITAL  
PARTNERS

CRESTBRIDGE

PRIVATE  
EQUITY  
PARTNERS

INVESTMENT  
MANAGERS

Partners Group  
REALIZING POTENTIAL IN PRIVATE MARKETS

Xenon  
Private Equity

PRÆSIDIUM  
PRIVATE INVESTMENT OFFICE

STATE STREET

BNP PARIBAS

LINK Fund Solutions

FSI

BG FUND  
MANAGEMENT  
LUXEMBOURG

AZIMUT  
DEFINING INVESTMENT DIRECTION

Allianz  
Global Investors

F0ee  
Fondo Italiano per l'Efficienza Energetica Sgr S.p.A.

FIDEURAM  
Investimenti

INNOGEST

Siparex  
Insec Equity Partners

HAT  
SICAF

ANTIRION  
SOCIETÀ DI GESTIONE DEL RISPARMIO

KRYALOS  
SOCIETÀ DI GESTIONE DEL RISPARMIO

8a+

---

# Our Services

---

## A comprehensive range of services

- Quantyx Risk Management Platform
- Managed Services
- Alternative Assets Valuation Services

---

# **Quantlyx Risk Management Platform & Managed Services**

---

# ASSET CLASSES & STRATEGIES



All strategies / Asset classes are covered

## Credit

- Direct Lending
- Loans: Performing, UTP, NPL
- Commercial, factoring
- Distressed

## Private Equity

- LBO
- Expansion, Growth
- Turnaround
- Special Sits, Deep Value

## Venture Capital

- Seed, Early stage
- Round A, B
- Late stage
- Digital, LS-BioTech
- B2B, B2C

## Fund of Fund



- Primary and Secondaries
- Pure indirect or co-investment

## Real Estate

- Core, Core+, Value Add, Opportunistic
- Equity and Debt
- Rent, greenfield, brownfield
- Social Housing
- Residential, Office, Retail

## Private Debt

- First Lien, Second Lien
- Uni-tranche
- Distressed, Debt for Control
- Mezzanine

## Infrastructure

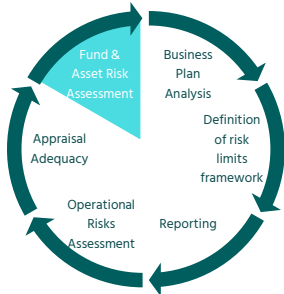
- Companies and projects
- Equity and Debt
- Natural resources
- Agriculture
- Windfarms



Full coverage of the AIF risk regulatory framework



# KEY ACTIVITIES PERFORMED (1/2)



➤ **Business Plan Analysis** due at: launch of a new fund; new investments and/or divestments; update of the Fund's Business Plan. The Risk Reports address:

- Robustness of the financial assumptions adopted in the valuation process;
- Respect of risk limits and investment restrictions;
- Sensitivity analysis on the business plan;



➤ **Fund and Asset Risk Model** quantitative models that combine the scores of 6 risk factors according to the weakest-link methodology: counterparty risk, credit risk, liquidity risk, market risk, ESG and operational risk. The Fund is assigned a Risk Rating based on the attributed KRIs scores.



➤ **Compliance with risk limits** on an ongoing basis, in the event of new investments and divestments.

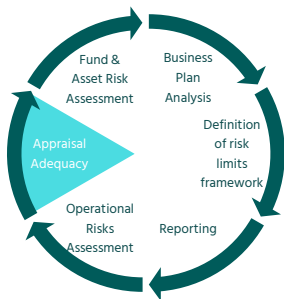
# KEY ACTIVITIES PERFORMED (2/2)



- **Reporting** Risk metrics are provided to allow clients fulfilling their reporting obligations as per the AIFM Directive.



- **Operational Risk Management** the Function reports on the implementation of risk controls, which results in acceptance, mitigation, or avoidance of main operational risks.




- **Appraisal consistency** at every NAV calculation date, the Function reports on the appropriateness and accuracy of financial assumptions adopted in the valuation processes.

# A PLATFORM AND A DATA MANAGEMENT SERVICES



## YOUR DATA SOURCES

## QUANTYX QRM



The screenshot shows the Quantyx QRM SAAS platform interface. The page title is "Quantyx AIFM:Funds". Below the title, there are navigation options: "Administration", "Language", "Market Data", "Master", and "Help". There are also buttons for "CREATE NEW", "UPLOAD FROM CSV FILE", "UPLOAD FILE FROM EXCEL", and "DATA EXPORT". The main content area displays a table of fund data with columns for Fund Name, Start of operation, Institution date, Commitment, Called Capital, Undrawn, Distributed, NAV, TVPI, DPI, and IRR. The table contains six rows of data.

Fund Name	Start of operation	Institution date	Commitment	Called Capital	Undrawn	Distributed	NAV	TVPI	DPI	IRR
Fund of Fund AIF	03/11/2016	03/11/2016	22.401.000,00 €	18.567.826,40 €	3.833.173,60 €	0,00 €	21.932.092,00 €	1,18x	0,00x	4,72%
Infrastructure AIF	15/07/2016	15/07/2016	166.000.000,00 €	145.947.784,24 €	20.052.215,76 €	9.239.003,00 €	133.279.074,00 €	0,98x	0,06x	-1,24%
Infrastructure Energy AIF	09/11/2018	29/06/2018	250.000.000,00 €	132.117.204,24 €	117.882.795,76 €	9.239.003,00 €	155.877.152,00 €	1,25x	0,07x	8,24%
Infrastructure Equity AIF	25/07/2020	25/07/2020	185.000.000,00 €	10.000.000,00 €	175.000.000,00 €	0,00 €	10.000.000,00 €	1,00x	0,00x	-11,00%
Private Debt AIF	30/10/2018	30/10/2018	318.200.000,00 €	318.199.999,99 €	0,01 €	11.499.314,96 €	304.591.101,64 €	0,99x	0,04x	0,00%
Private Debt AIF II	30/04/2016	30/04/2016	70.000.000,00 €	56.576.012,00 €	13.423.988,00 €	4.380.954,12 €	56.465.343,00 €	1,06x	0,06x	3,40%

The Data & Risk Management team analyses your fund and investment data and moves it into the Quantyx QRM SAAS platform.

## Quantyx Model – Private Equity Example \*

### Risk Rating

Risk Factors	Counterparty	Liquidity	Credit	Market	Operational	ESG	Specific
Key Risk Indicators	Country	Shareholder agreements	Probability of default	Business & market growth rate	Legal and tax claims	AIFM ESG risk	
	Product & Business	Fair Market Value		Sector Beta	Financing contracts	Environmental risk	
	Customer	Financial duration		FX risk	Other operational risk	Social Impact risk	
	Respect of covenants	EV/EBITDA vol vs sector		DV01/EBIT	Quality of Mgt	Governance risk	

\* Please note that our risk models are IP protected

---

# Valuation Services for Alternative Assets

---

# VALUATION SERVICES



A Service provided by a dedicated team of 13 FTEs with 3 Asset Classes covered:  
- Private Equity & Infrastructure  
- Venture Capital,  
- Private Debt and Credit (performing and distressed).

**35+**

**AIFM  
Clients**

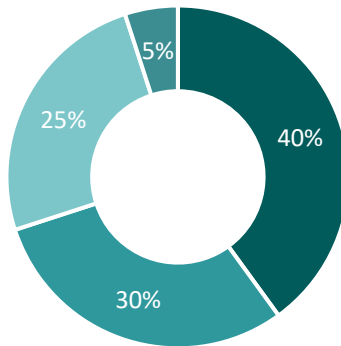
**150+**

**Valued  
AIFs**

**500+**

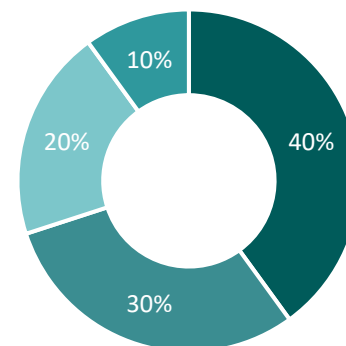
**Recurring  
Valuations**

**Clients**



■ Private Equity ■ Private Debt ■ Venture Capital ■ Fund of Funds

**Asset Classes**

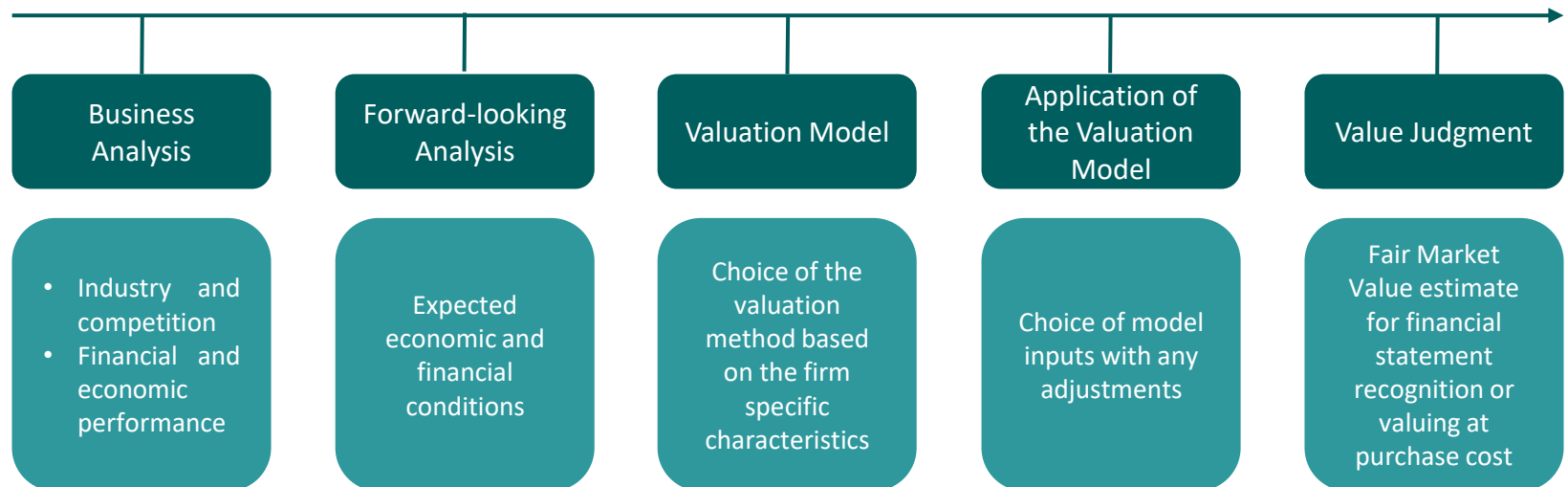


■ Private Equity ■ Private Debt ■ Venture Capital ■ Fund of Funds

# VALUATION PROCESS



Quantyx valuation process consists of a five steps approach with the aim of identifying and applying an appropriate model for the fair market value estimate, considering firm specific characteristics.







## CONTACT

**QUANTYX Luxembourg**  
**21, rue Glesener**  
**L-1631 Luxembourg**

**Michel Lempicki**  
Managing Director

+352 661 553 302  
[mlempicki@quanytx.net](mailto:mlempicki@quanytx.net)

**Matthias Pelzer**  
Director

+352 661 146 480  
[mpelzer@quanytx.net](mailto:mpelzer@quanytx.net)

