

```
for(i=0; i<a.length; i++) x=a[i]; x.oSrc=i++; x.oSrc=i++;  
d.MM_p=new Array();  
for(i=0; i<a.length; i++)  
d.MM_p[i]=new Image; d.MM_p[i].src=a[i].oSrc;  
if(p=n.indexOf("?")>0&&parent.frames.length>0)  
parent.frames[p].document; n=n.substring(0,p);  
for(i=0; i<d.forms.length; i++) x=d.forms[i];  
for(i=0; i<d.layers.length; i++) x=MM_findObj(n,d.layers[i].document);  
return x.d.getElementById(n); return x;
```



QUANTYX

Risk Management & Valuation
for Alternative Investments



Founded in 2009

Owned by risk management professionals

Focusing on Alternative Investments

Europe is our reference market

Both GPs and LPs served

FACTS AND FIGURES



Market Leader in
AIFs Risk
Management

120+
European Clients

1100+
Alternative
Investment Funds

15 years
Risk Management &
Asset Valuation
experience

100%
Client retention and
satisfaction

95+
Full time employees

An AIFMD
compliant service

A service monitored
by regulatory entities

Independent and
employee owned

OUR CLIENTS



ALTUM

PM & PARTNERS
PRIVATE EQUITY

BLUEGEM
CAPITAL
PARTNERS

GenII

PRIVATE
EQUITY
PARTNERS

 AZTEC GROUP

 FSI

Amundi
ASSET MANAGEMENT

 PRAESIDIUM
PRIVATE INVESTMENT OFFICE

 Partners Group
REALIZING POTENTIAL IN PRIVATE MARKETS

MAGNIFY | afterburner
scr



 Xenon
Private Equity

BG FUND
MANAGEMENT
LUXEMBOURG

ODDO BHF

 AZIMUT
DEFINING INVESTMENT DIRECTION

green arrow
CAPITAL
The Alternatives Platform

 FIDEURAM
Investimenti

TRIBE
CA FUND
MANAGEMENT

Allianz 
Global Investors

 Siparex
Insec Equity Partners

 HAT
SICAF

KRYALOS
SOCIETÀ DI GESTIONE DEL RISPARMIO

 EURIZON
ASSET MANAGEMENT

Our Services

A comprehensive range of services

- Quantyx Risk Management Platform
- Managed Services
- Alternative Assets Valuation Services

Quantlyx Risk Management Platform & Managed Services

A PLATFORM AND A DATA MANAGEMENT SERVICES



YOUR DATA SOURCES

QUANTYX QRM



The screenshot shows the Quantyx QRM SaaS platform interface. The page title is "Quantyx AIFM:Funds". Below the title, there are navigation options: "Administration", "Language", "Market Data", "Mptster", and "Help". There are also buttons for "CREATE NEW", "UPLOAD FROM CSV FILE", "UPLOAD FILE FROM EXCEL", and "DATA EXPORT". The main content area displays a table of funds with columns for Fund Name, Start of operation, Institution date, Commitment, Called Capital, Undrawn, Distributed, NAV, TVPI, DPI, and IRR.

Fund Name	Start of operation	Institution date	Commitment	Called Capital	Undrawn	Distributed	NAV	TVPI	DPI	IRR
Fund of Fund AIF	03/11/2016	03/11/2016	22.401.000,00 €	18.507.826,40 €	3.833.173,60 €	0,00 €	21.932.092,00 €	1,18x	0,00x	4,72%
Infrastructure AIF	15/07/2016	15/07/2016	166.000.000,00 €	145.947.784,24 €	20.052.215,76 €	9.239.003,00 €	133.279.074,00 €	0,98x	0,06x	-1,24%
Infrastructure Energy AIF	09/11/2018	29/06/2018	250.000.000,00 €	132.117.204,24 €	117.882.795,76 €	9.239.003,00 €	155.877.152,00 €	1,25x	0,07x	8,24%
Infrastructure Equity AIF	25/07/2020	25/07/2020	185.000.000,00 €	10.000.000,00 €	175.000.000,00 €	0,00 €	10.000.000,00 €	1,00x	0,00x	-11,00%
Private Debt AIF	30/10/2018	30/10/2018	318.200.000,00 €	318.199.999,99 €	0,01 €	11.499.314,96 €	304.591.101,64 €	0,99x	0,04x	0,00%
Private Debt AIF II	30/04/2016	30/04/2016	70.000.000,00 €	56.576.012,00 €	13.423.988,00 €	4.380.954,12 €	56.465.343,00 €	1,08x	0,08x	3,40%

A Data & Risk Management team to load and analyse your funds and investments data in Quantyx QRM SaaS platform.

ASSET CLASSES & STRATEGIES



All strategies / Asset classes are covered

Credit

- Direct Lending
- Loans: Performing, UTP, NPL
- Commercial, factoring
- Distressed

Private Equity

- LBO
- Expansion, Growth
- Turnaround
- Special Sits, Deep Value

Venture Capital

- Seed, Early stage
- Round A, B
- Late stage
- Digital, LS-BioTech
- B2B, B2C

Fund of Fund



- Primary and Secondaries
- Pure indirect or co-investment

Real Estate

- Core, Core+, Value Add, Opportunistic
- Equity and Debt
- Rent, greenfield, brownfield
- Social Housing
- Residential, Office, Retail

Private Debt

- First Lien, Second Lien
- Uni-tranche
- Distressed, Debt for Control
- Mezzanine

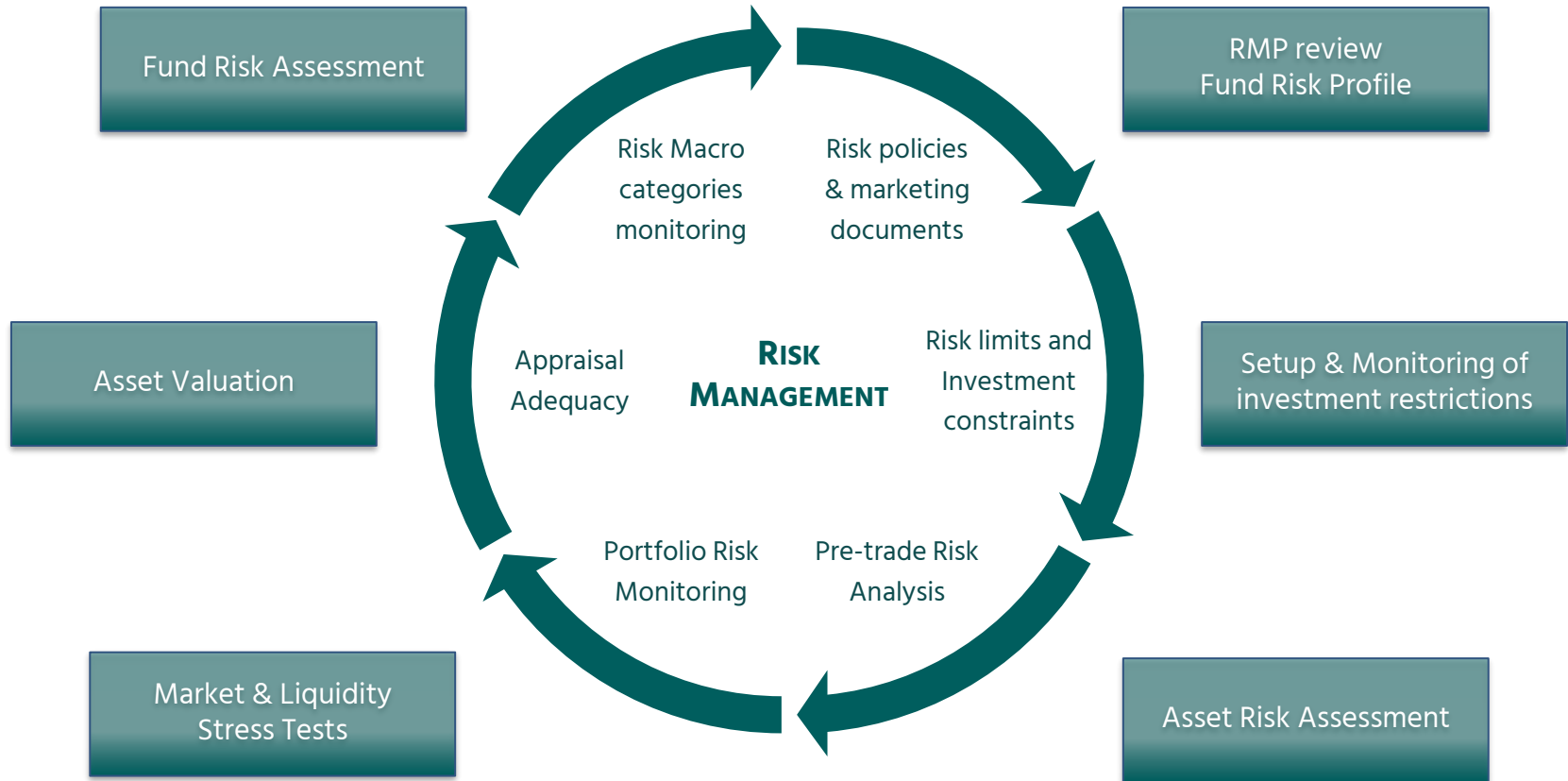
Infrastructure

- Companies and projects
- Equity and Debt
- Natural resources
- Agriculture
- Windfarms

DEFINITION OF THE SERVICE



Full coverage of the AIF risk regulatory framework



Quantyx Model – Private Equity Example *

Risk Rating

Risk Factors	Counterparty	Liquidity	Credit	Market	Operational	ESG	Specific
Key Risk Indicators	Country	Shareholder agreements	Probability of default	Business & market growth rate	Legal and tax claims	AIFM ESG risk	
	Product & Business	Fair Market Value		Sector Beta	Financing contracts	Environmental risk	
	Customer	Financial duration		FX risk	Other operational risk	Social Impact risk	
	Respect of covenants	EV/EBITDA vol vs sector		DV01/EBIT	Quality of Mgt	Governance risk	

* Please note that our risk models are IP protected

Valuation Services for Alternative Assets

VALUATION SERVICES



A Service provided by a dedicated team of 13 FTEs with 3 Asset Classes covered:

- Private Equity & Infrastructure
- Venture Capital,
- Private Debt and Credit (performing and distressed).

35+

**AIFM
Clients**

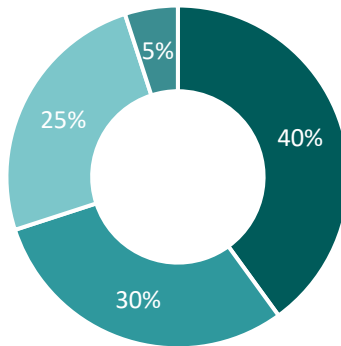
150+

**Valued
AIFs**

500+

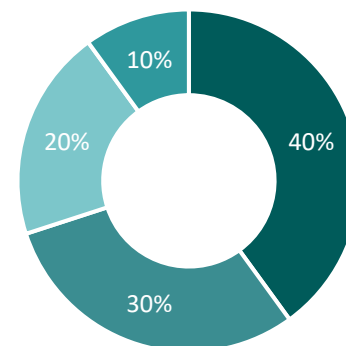
**Recurring
Valuations**

Clients



■ Private Equity ■ Private Debt ■ Venture Capital ■ Fund of Funds

Asset Classes

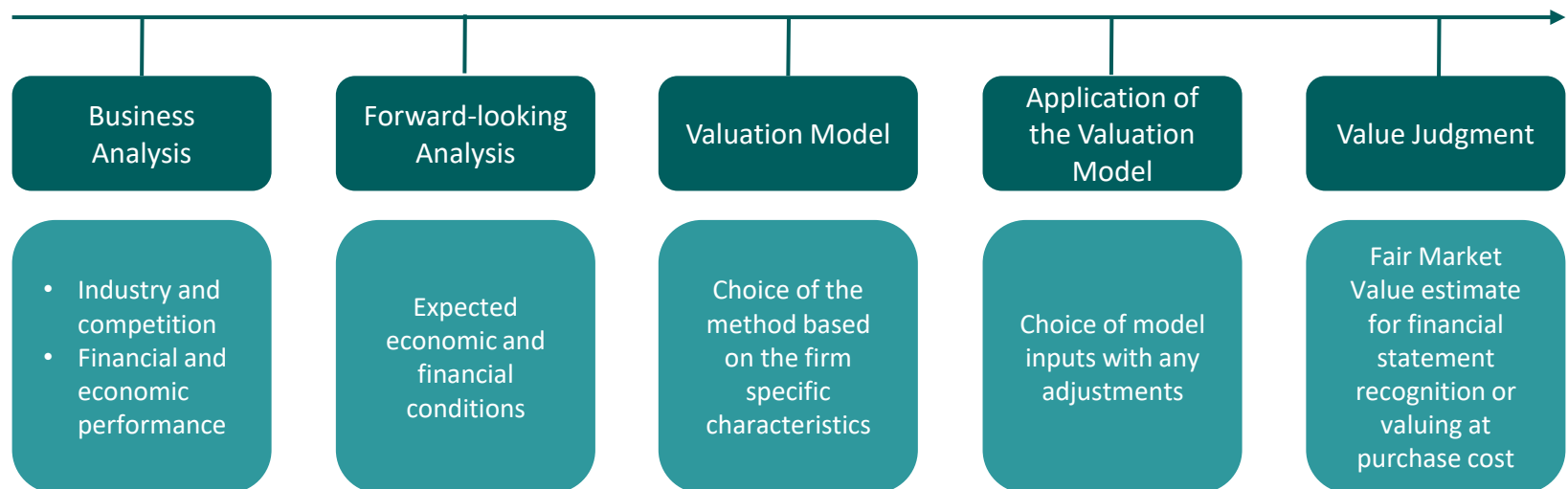


■ Private Equity ■ Private Debt ■ Venture Capital ■ Fund of Funds

VALUATION PROCESS



Quantyx valuation process consists of a five steps approach with the aim of identifying and applying an appropriate model for the fair market value estimate, considering firm specific characteristics.





CONTACT

QUANTYX Luxembourg
21, rue Glesener
L-1631 Luxembourg

Michel Lempicki
Managing Director

+352 661 553 302
mlempicki@quanyx.com

Mario Zardoni
Client Services Director

+352 661 146 420
mzardoni@quanyx.com

